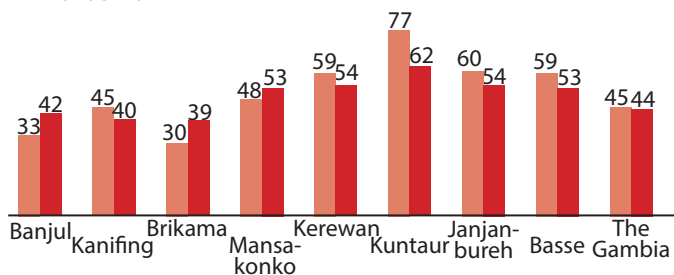


Anaemia in Children and Women by LGA

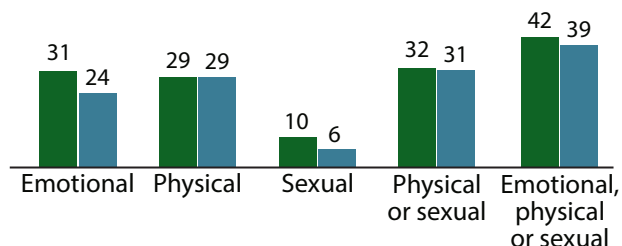
Percentage of children age 6-59 months with any anaemia
Percentage of women age 15-49 with any anaemia



Spousal Violence in Banjul

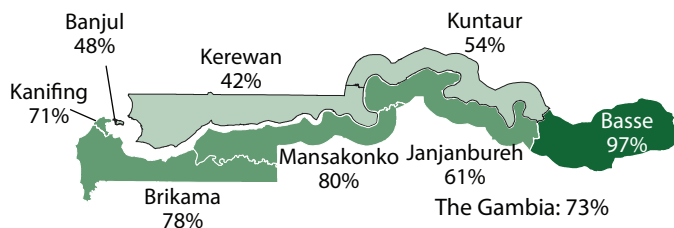
Percentage of ever-married women age 15-49 who have ever experienced emotional, physical, or sexual violence committed by their current or most recent husband/partner

Banjul The Gambia



Female Circumcision by LGA

Percentage of women age 15-49 who are circumcised



25% of girls age 0-14 in Banjul are **circumcised**, compared with 48% of women age 15-49.



For additional information on the results of the 2019-20 Gambia Demographic and Health Survey, please contact:

In Country:

The Gambia Bureau of Statistics (GBoS)
Kanifing Institutional Layout, P.O. Box 3504
Serrekunda, The Gambia
Telephone +220-437-7847

In USA:

The DHS Program
530 Gaither Road, Suite 500; Rockville, MD 20850 USA
Telephone: +1-301-407-6500; Fax: +1-301-407-6501
Email: info@DHSprogram.com; www.DHSprogram.com

The 2019-20 Gambia Demographic and Health Survey (2019-20 GDHS) was implemented by the Gambia Bureau of Statistics (GBoS). The funding for the GDHS was provided by United States Agency for International Development (USAID), the United Nations Population Fund (UNFPA), the United Nations Children's Fund (UNICEF), the United Nations Development Programme (UNDP), the World Health Organization (WHO), ActionAid International The Gambia, the Network Against Gender Based Violence, the National Nutrition Agency (NaNA), and The Government of the Republic of The Gambia. ICF provided technical assistance through The DHS Program. The contents of this fact sheet are the sole responsibility of GBoS and ICF and do not necessarily reflect the views of USAID, the United States Government, or other donor agencies.



2019-20 Demographic and Health Survey

The Gambia



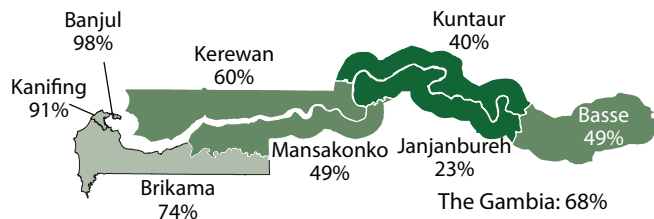
Banjul

Banjul: Key Results from the 2019-20 Gambia Demographic and Health Survey (GDHS)

The 2019-20 Gambia Demographic and Health Survey (GDHS) provides data for monitoring the health situation of the population in The Gambia. The 2019-20 GDHS is the 2nd Demographic and Health Survey conducted in the country. The survey is based on a nationally representative sample. It provides estimates at the national and LGA levels, as well as for urban and rural areas.

Improved Sanitation Facility by LGA

Percentage of household population with an improved sanitation facility

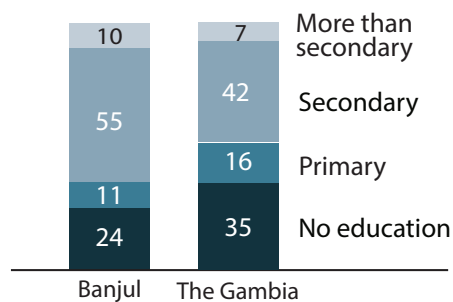


98% of the household population in Banjul has an **improved toilet**;

100% of the household population in Banjul have an **improved source of drinking water**.

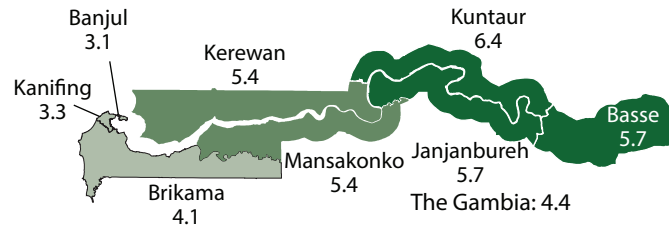
Educational Attainment in Banjul

Percent distribution of women age 15-49 by highest level of schooling attended or completed



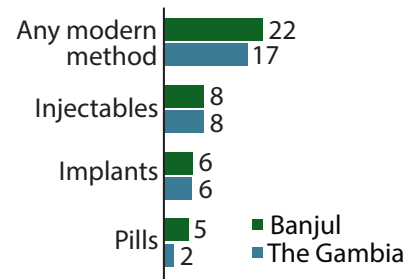
Fertility by LGA

Total fertility rate for the 3 years before the survey



Modern Contraceptive Use in Banjul

Percentage of married women age 15-49 using family planning

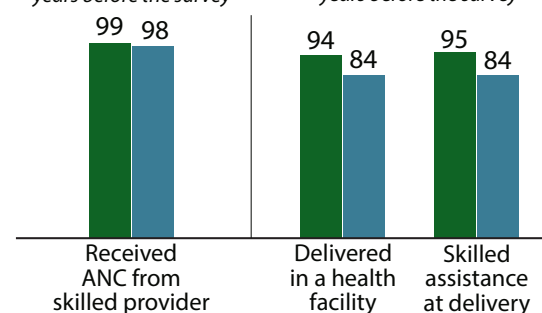


25% of married women in Banjul have an **unmet need for family planning**.

ANC and Delivery Care in Banjul

■ Banjul ■ The Gambia

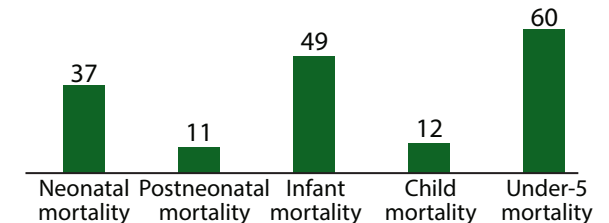
Percentage of women age 15-49 who had a live birth in the 5 years before the survey



Percentage of live births in the 5 years before the survey

Childhood Mortality in Banjul

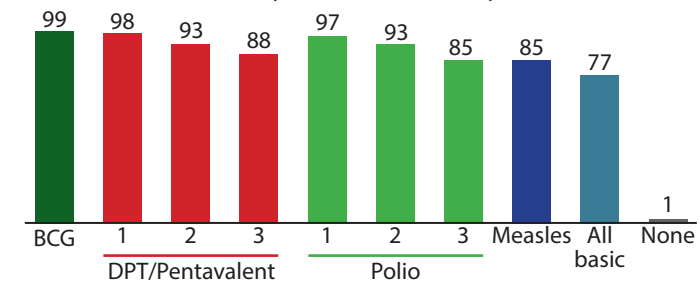
Deaths per 1,000 live births in the 10-year period before the survey



1 in 16 children in Banjul die before their 5th birthday.

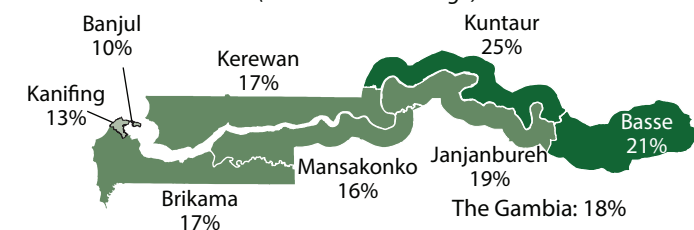
Vaccination Coverage in Banjul

Percentage of children age 12-23 months vaccinated at any time before the survey



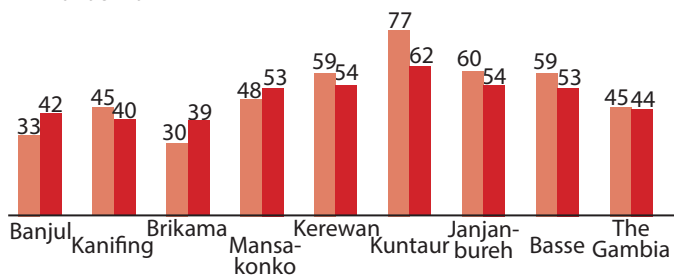
Stunting in Children by LGA

Percentage of children under age 5 who are stunted (too short for their age)



Anaemia in Children and Women by LGA

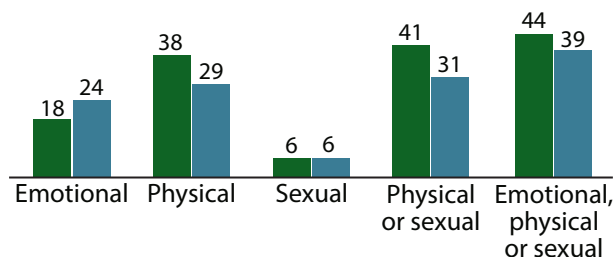
Percentage of children age 6-59 months with any anaemia
Percentage of women age 15-49 with any anaemia



Spousal Violence in Basse

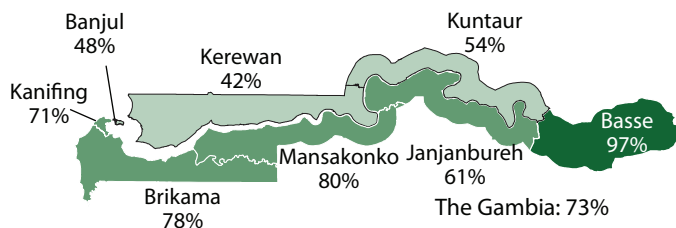
Percentage of ever-married women age 15-49 who have ever experienced emotional, physical, or sexual violence committed by their current or most recent husband/partner

■ Basse ■ The Gambia



Female Circumcision by LGA

Percentage of women age 15-49 who are circumcised



79% of girls age 0-14 in Basse are **circumcised**, compared with 97% of women age 15-49.



For additional information on the results of the 2019-20 Gambia Demographic and Health Survey, please contact:

In Country:

The Gambia Bureau of Statistics (GBoS)
Kanifing Institutional Layout, P.O. Box 3504
Serrekunda, The Gambia
Telephone +220-437-7847

In USA:

The DHS Program
530 Gaither Road, Suite 500; Rockville, MD 20850 USA
Telephone: +1-301-407-6500; Fax: +1-301-407-6501
Email: info@DHSprogram.com; www.DHSprogram.com

The 2019-20 Gambia Demographic and Health Survey (2019-20 GDHS) was implemented by the Gambia Bureau of Statistics (GBoS). The funding for the GDHS was provided by United States Agency for International Development (USAID), the United Nations Population Fund (UNFPA), the United Nations Children's Fund (UNICEF), the United Nations Development Programme (UNDP), the World Health Organization (WHO), ActionAid International The Gambia, the Network Against Gender Based Violence, the National Nutrition Agency (NaNA), and The Government of the Republic of The Gambia. ICF provided technical assistance through The DHS Program. The contents of this fact sheet are the sole responsibility of GBoS and ICF and do not necessarily reflect the views of USAID, the United States Government, or other donor agencies.



2019-20 Demographic and Health Survey

The Gambia



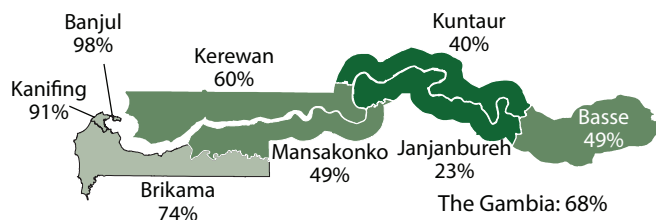
Basse

Basse: Key Results from the 2019-20 Gambia Demographic and Health Survey (GDHS)

The 2019-20 Gambia Demographic and Health Survey (GDHS) provides data for monitoring the health situation of the population in The Gambia. The 2019-20 GDHS is the 2nd Demographic and Health Survey conducted in the country. The survey is based on a nationally representative sample. It provides estimates at the national and LGA levels, as well as for urban and rural areas.

Improved Sanitation Facility by LGA

Percentage of household population with an improved sanitation facility

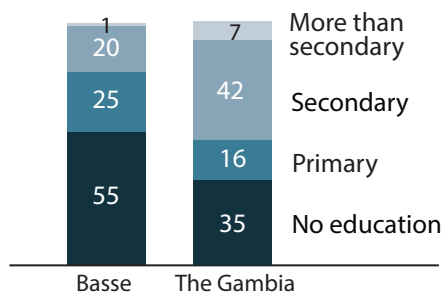


49% of the household population in Basse has an **improved toilet**;

98% of the household population in Basse has an **improved source of drinking water**.

Educational Attainment in Basse

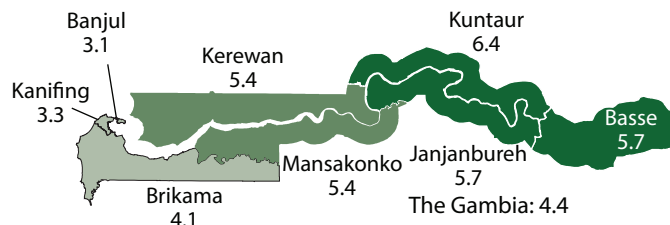
Percent distribution of women age 15-49 by highest level of schooling attended or completed



*does not total 100 due to rounding

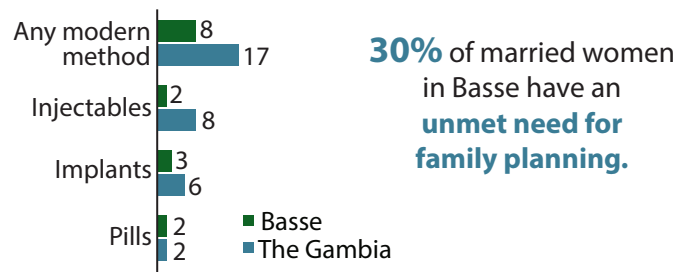
Fertility by LGA

Total fertility rate for the 3 years before the survey



Modern Contraceptive Use in Basse

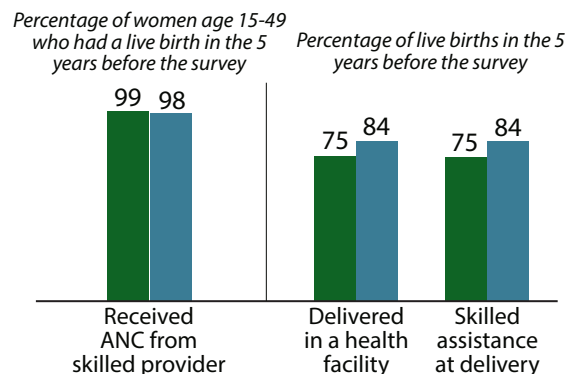
Percentage of married women age 15-49 using family planning



30% of married women in Basse have an **unmet need for family planning**.

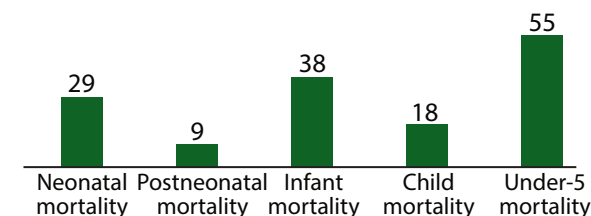
ANC and Delivery Care in Basse

■ Basse ■ The Gambia



Childhood Mortality in Basse

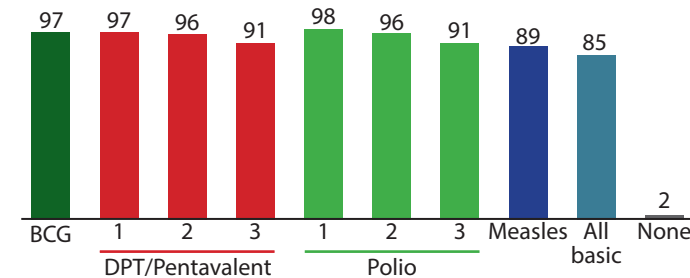
Deaths per 1,000 live births in the 10-year period before the survey



1 in 18 children in Basse die before their 5th birthday.

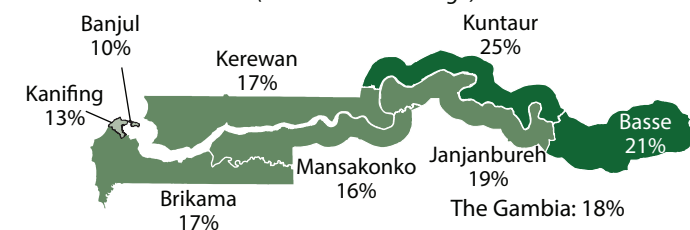
Vaccination Coverage in Basse

Percentage of children age 12-23 months vaccinated at any time before the survey



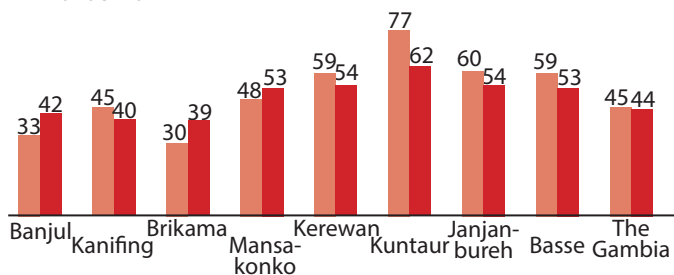
Stunting in Children by LGA

Percentage of children under age 5 who are stunted (too short for their age)



Anaemia in Children and Women by LGA

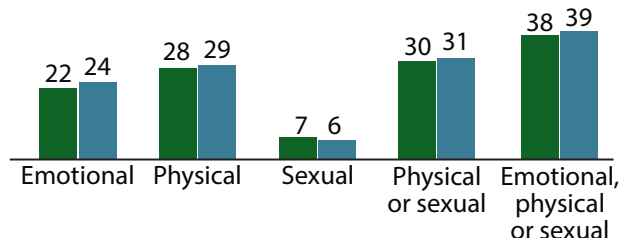
Percentage of children age 6-59 months with any anaemia
Percentage of women age 15-49 with any anaemia



Spousal Violence in Brikama

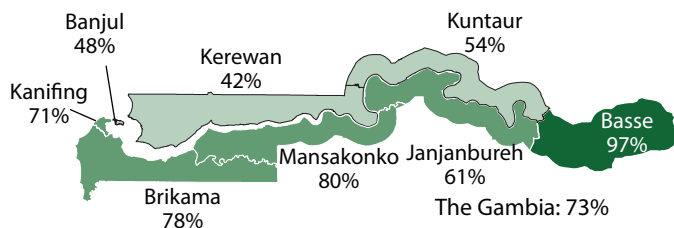
Percentage of ever-married women age 15-49 who have ever experienced emotional, physical, or sexual violence committed by their current or most recent husband/partner

■ Brikama ■ The Gambia



Female Circumcision by LGA

Percentage of women age 15-49 who are circumcised



49% of girls age 0-14 in Brikama are **circumcised**, compared with 78% of women age 15-49.



For additional information on the results of the 2019-20 Gambia Demographic and Health Survey, please contact:

In Country:

The Gambia Bureau of Statistics (GBoS)
Kanifing Institutional Layout, P.O. Box 3504
Serrekunda, The Gambia
Telephone +220-437-7847

In USA:

The DHS Program
530 Gaither Road, Suite 500; Rockville, MD 20850 USA
Telephone: +1-301-407-6500; Fax: +1-301-407-6501
Email: info@DHSprogram.com; www.DHSprogram.com

The 2019-20 Gambia Demographic and Health Survey (2019-20 GDHS) was implemented by the Gambia Bureau of Statistics (GBoS). The funding for the GDHS was provided by United States Agency for International Development (USAID), the United Nations Population Fund (UNFPA), the United Nations Children's Fund (UNICEF), the United Nations Development Programme (UNDP), the World Health Organization (WHO), ActionAid International The Gambia, the Network Against Gender Based Violence, the National Nutrition Agency (NaNA), and The Government of the Republic of The Gambia. ICF provided technical assistance through The DHS Program. The contents of this fact sheet are the sole responsibility of GBoS and ICF and do not necessarily reflect the views of USAID, the United States Government, or other donor agencies.



2019-20 Demographic and Health Survey

The Gambia



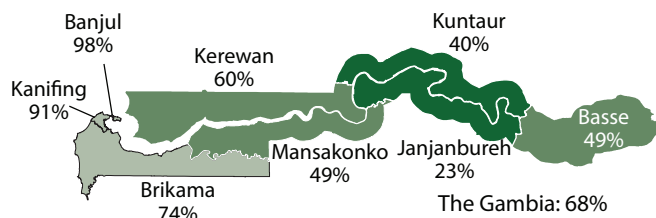
Brikama

Brikama: Key Results from the 2019-20 Gambia Demographic and Health Survey (GDHS)

The 2019-20 Gambia Demographic and Health Survey (GDHS) provides data for monitoring the health situation of the population in The Gambia. The 2019-20 GDHS is the 2nd Demographic and Health Survey conducted in the country. The survey is based on a nationally representative sample. It provides estimates at the national and LGA levels, as well as for urban and rural areas.

Improved Sanitation Facility by LGA

Percentage of household population with an improved sanitation facility

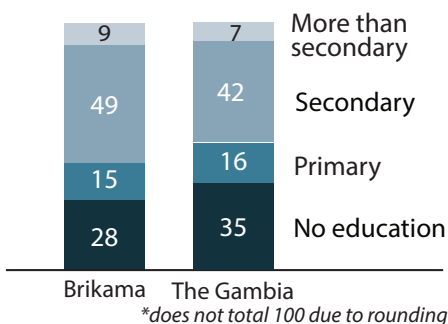


74% of the household population in Brikama has an **improved toilet**;

92% of the household population in Brikama have an **improved source of drinking water**.

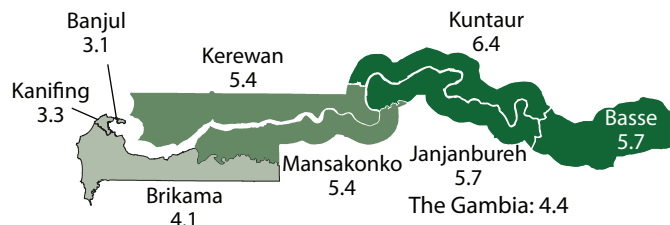
Educational Attainment in Brikama

Percent distribution of women age 15-49 by highest level of schooling attended or completed



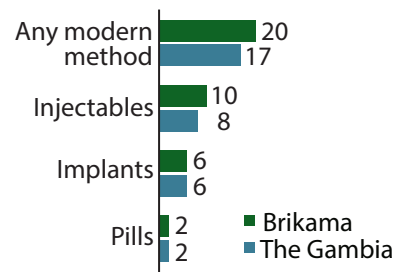
Fertility by LGA

Total fertility rate for the 3 years before the survey



Modern Contraceptive Use in Brikama

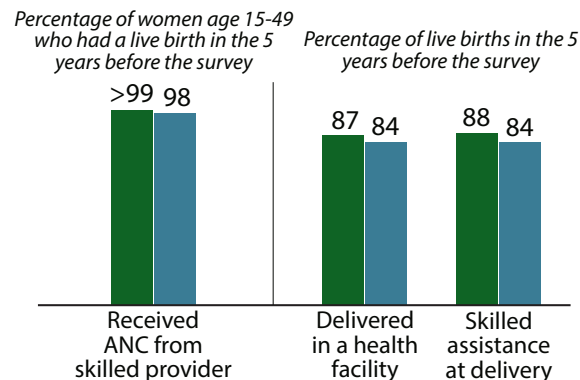
Percentage of married women age 15-49 using family planning



23% of married women in Brikama have an **unmet need for family planning**.

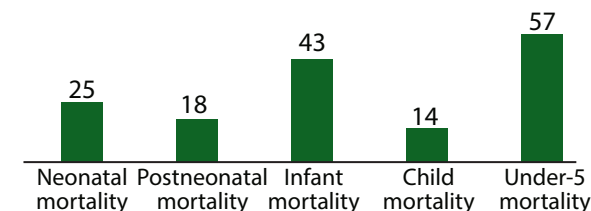
ANC and Delivery Care in Brikama

■ Brikama ■ The Gambia



Childhood Mortality in Brikama

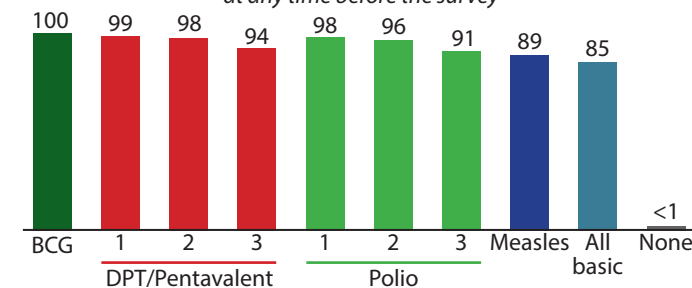
Deaths per 1,000 live births in the 10-year period before the survey



1 in 18 children in Brikama die before their 5th birthday.

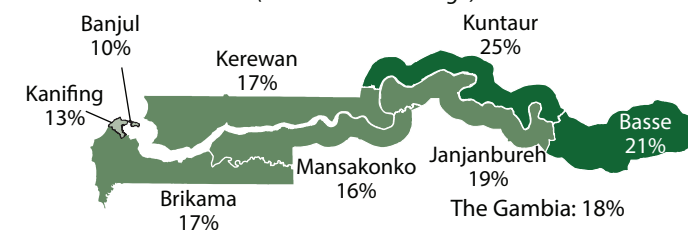
Vaccination Coverage in Brikama

Percentage of children age 12-23 months vaccinated at any time before the survey



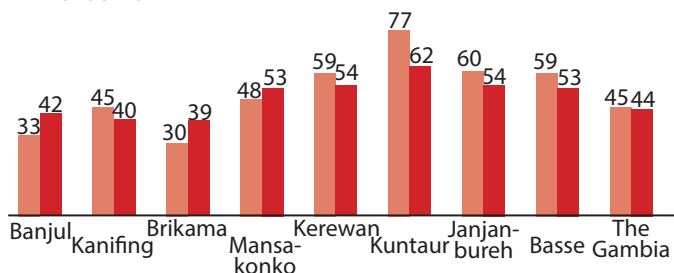
Stunting in Children by LGA

Percentage of children under age 5 who are stunted (too short for their age)



Anaemia in Children and Women by LGA

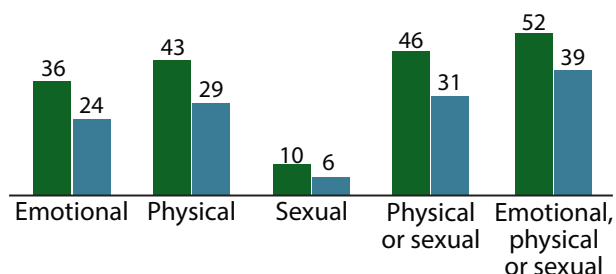
Percentage of children age 6-59 months with any anaemia
Percentage of women age 15-49 with any anaemia



Spousal Violence in Janjanbureh

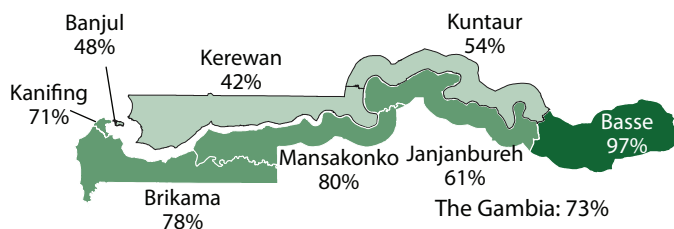
Percentage of ever-married women age 15-49 who have ever experienced emotional, physical, or sexual violence committed by their current or most recent husband/partner

Janjanbureh The Gambia



Female Circumcision by LGA

Percentage of women age 15-49 who are circumcised



38% of girls age 0-14 in Janjanbureh are **circumcised**, compared with 61% of women age 15-49.



For additional information on the results of the 2019-20 Gambia Demographic and Health Survey, please contact:

In Country:

The Gambia Bureau of Statistics (GBoS)
Kanifing Institutional Layout, P.O. Box 3504
Serrekunda, The Gambia
Telephone +220-437-7847

In USA:

The DHS Program
530 Gaither Road, Suite 500; Rockville, MD 20850 USA
Telephone: +1-301-407-6500; Fax: +1-301-407-6501
Email: info@DHSprogram.com; www.DHSprogram.com

The 2019-20 Gambia Demographic and Health Survey (2019-20 GDHS) was implemented by the Gambia Bureau of Statistics (GBoS). The funding for the GDHS was provided by United States Agency for International Development (USAID), the United Nations Population Fund (UNFPA), the United Nations Children's Fund (UNICEF), the United Nations Development Programme (UNDP), the World Health Organization (WHO), ActionAid International The Gambia, the Network Against Gender Based Violence, the National Nutrition Agency (NaNA), and The Government of the Republic of The Gambia. ICF provided technical assistance through The DHS Program. The contents of this fact sheet are the sole responsibility of GBoS and ICF and do not necessarily reflect the views of USAID, the United States Government, or other donor agencies.



2019-20 Demographic and Health Survey

The Gambia



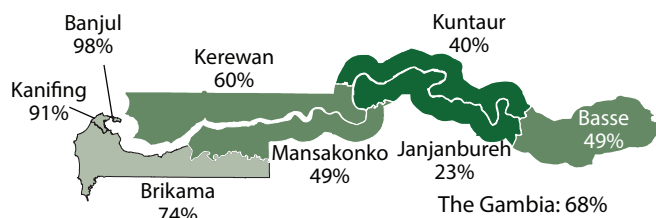
Janjanbureh

Janjanbureh: Key Results from the 2019-20 Gambia Demographic and Health Survey (GDHS)

The 2019-20 Gambia Demographic and Health Survey (GDHS) provides data for monitoring the health situation of the population in The Gambia. The 2019-20 GDHS is the 2nd Demographic and Health Survey conducted in the country. The survey is based on a nationally representative sample. It provides estimates at the national and LGA levels, as well as for urban and rural areas.

Improved Sanitation Facility by LGA

Percentage of household population with an improved sanitation facility

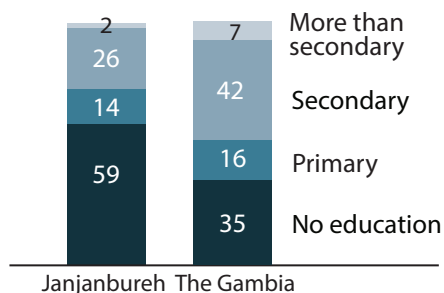


23% of the household population in Janjanbureh has an **improved toilet**;

86% of the household population in Janjanbureh has an **improved source of drinking water**.

Educational Attainment in Janjanbureh

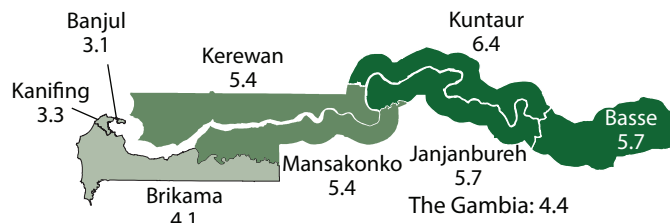
Percent distribution of women age 15-49 by highest level of schooling attended or completed



*does not total 100 due to rounding

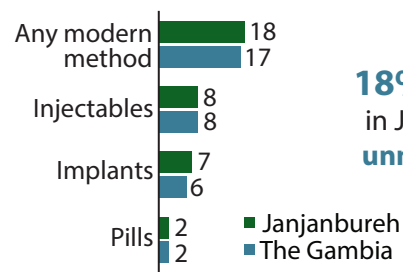
Fertility by LGA

Total fertility rate for the 3 years before the survey



Modern Contraceptive Use in Janjanbureh

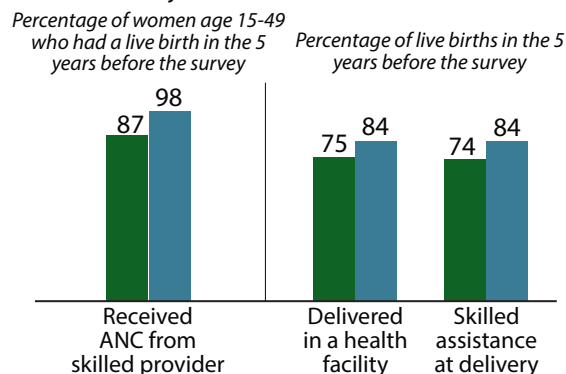
Percentage of married women age 15-49 using family planning



18% of married women in Janjanbureh have an **unmet need for family planning**.

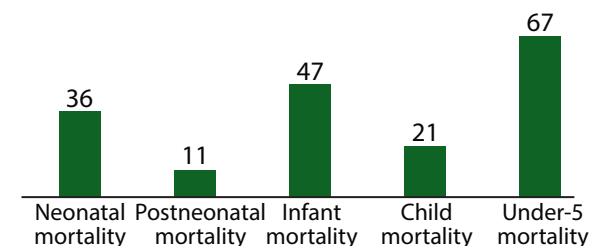
ANC and Delivery Care in Janjanbureh

■ Janjanbureh ■ The Gambia



Childhood Mortality in Janjanbureh

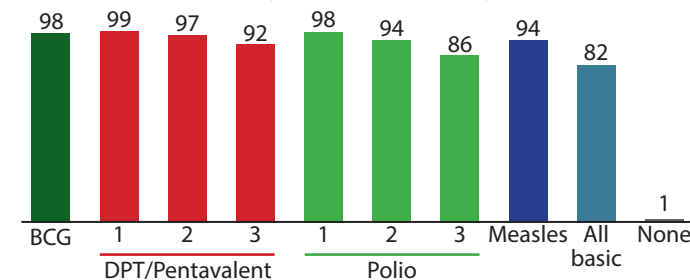
Deaths per 1,000 live births in the 10-year period before the survey



1 in 15 children in Janjanbureh die before their 5th birthday.

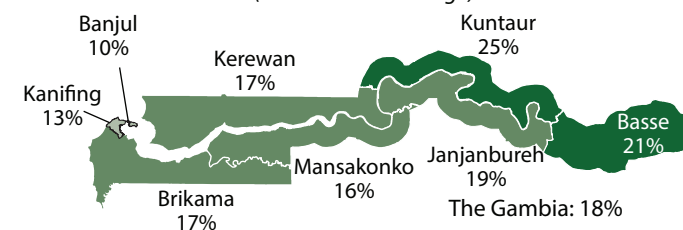
Vaccination Coverage in Janjanbureh

Percentage of children age 12-23 months vaccinated at any time before the survey



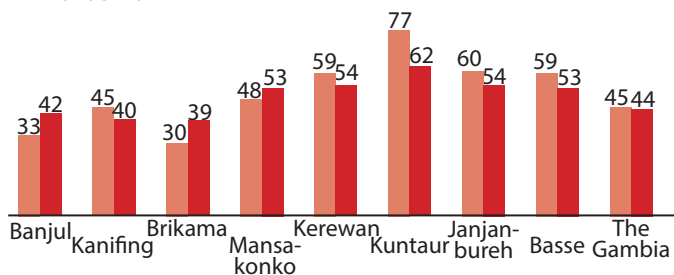
Stunting in Children by LGA

Percentage of children under age 5 who are stunted (too short for their age)



Anaemia in Children and Women by LGA

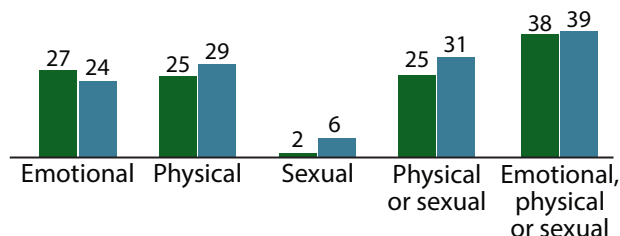
Percentage of children age 6-59 months with any anaemia
Percentage of women age 15-49 with any anaemia



Spousal Violence in Kanifing

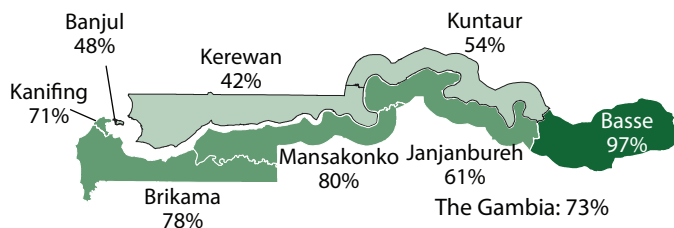
Percentage of ever-married women age 15-49 who have ever experienced emotional, physical, or sexual violence committed by their current or most recent husband/partner

Kanifing The Gambia



Female Circumcision by LGA

Percentage of women age 15-49 who are circumcised



38% of girls age 0-14 in Kanifing are **circumcised**, compared with 71% of women age 15-49.



For additional information on the results of the 2019-20 Gambia Demographic and Health Survey, please contact:

In Country:

The Gambia Bureau of Statistics (GBoS)
Kanifing Institutional Layout, P.O. Box 3504
Serrekunda, The Gambia
Telephone +220-437-7847

In USA:

The DHS Program
530 Gaither Road, Suite 500; Rockville, MD 20850 USA
Telephone: +1-301-407-6500; Fax: +1-301-407-6501
Email: info@DHSprogram.com; www.DHSprogram.com

The 2019-20 Gambia Demographic and Health Survey (2019-20 GDHS) was implemented by the Gambia Bureau of Statistics (GBoS). The funding for the GDHS was provided by United States Agency for International Development (USAID), the United Nations Population Fund (UNFPA), the United Nations Children's Fund (UNICEF), the United Nations Development Programme (UNDP), the World Health Organization (WHO), ActionAid International The Gambia, the Network Against Gender Based Violence, the National Nutrition Agency (NaNA), and The Government of the Republic of The Gambia. ICF provided technical assistance through The DHS Program. The contents of this fact sheet are the sole responsibility of GBoS and ICF and do not necessarily reflect the views of USAID, the United States Government, or other donor agencies.



2019-20 Demographic and Health Survey

The Gambia



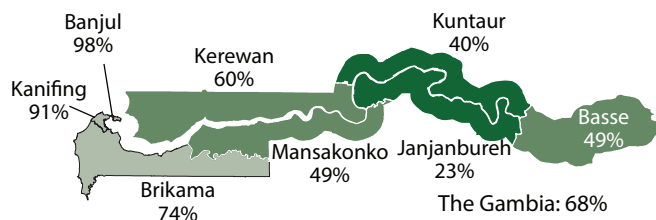
Kanifing

Kanifing: Key Results from the 2019-20 Gambia Demographic and Health Survey (GDHS)

The 2019-20 Gambia Demographic and Health Survey (GDHS) provides data for monitoring the health situation of the population in The Gambia. The 2019-20 GDHS is the 2nd Demographic and Health Survey conducted in the country. The survey is based on a nationally representative sample. It provides estimates at the national and LGA levels, as well as for urban and rural areas.

Improved Sanitation Facility by LGA

Percentage of household population with an improved sanitation facility

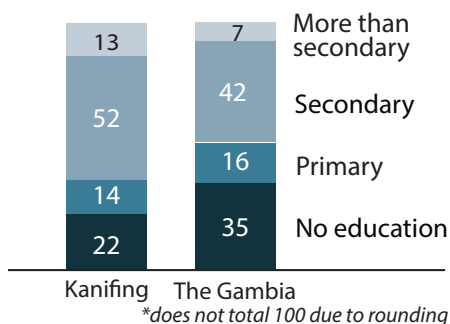


91% of the household population in Kanifing has an **improved toilet**;

100% of the household population in Kanifing have an **improved source of drinking water**.

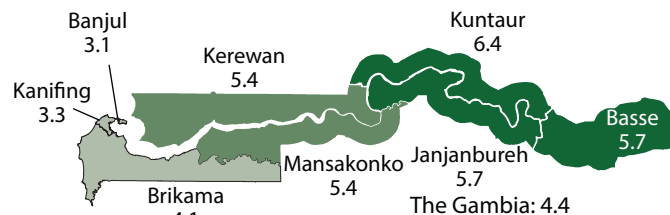
Educational Attainment in Kanifing

Percent distribution of women age 15-49 by highest level of schooling attended or completed



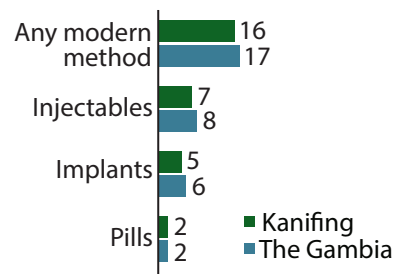
Fertility by LGA

Total fertility rate for the 3 years before the survey



Modern Contraceptive Use in Kanifing

Percentage of married women age 15-49 using family planning

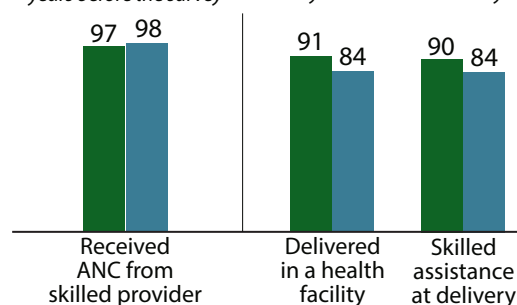


25% of married women in Kanifing have an **unmet need for family planning**.

ANC and Delivery Care in Kanifing

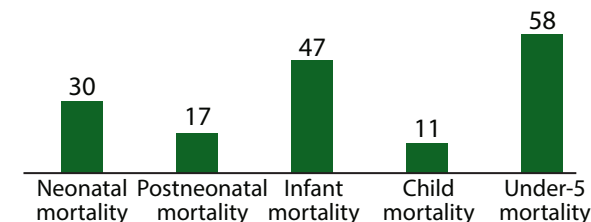
■ Kanifing ■ The Gambia

Percentage of women age 15-49 who had a live birth in the 5 years before the survey



Childhood Mortality in Kanifing

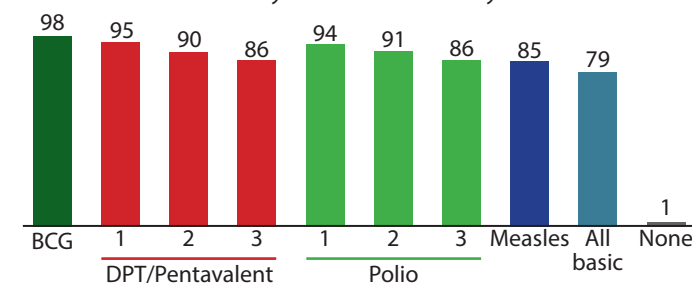
Deaths per 1,000 live births in the 10-year period before the survey



1 in 17 children in Kanifing die before their 5th birthday.

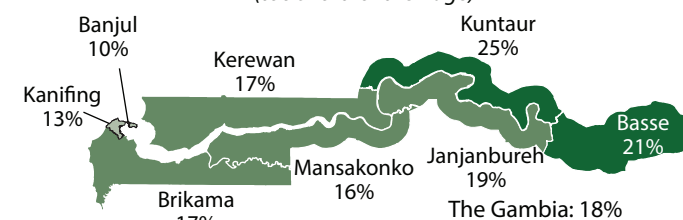
Vaccination Coverage in Kanifing

Percentage of children age 12-23 months vaccinated at any time before the survey



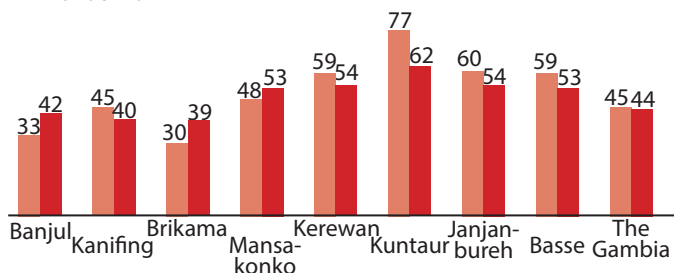
Stunting in Children by LGA

Percentage of children under age 5 who are stunted (too short for their age)



Anaemia in Children and Women by LGA

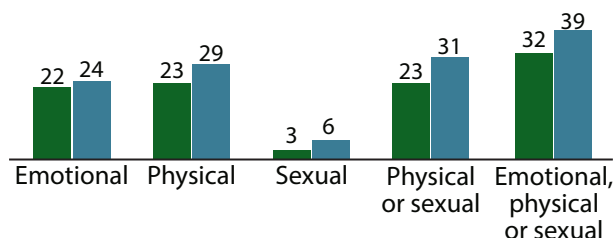
Percentage of children age 6-59 months with any anaemia
Percentage of women age 15-49 with any anaemia



Spousal Violence in Kerewan

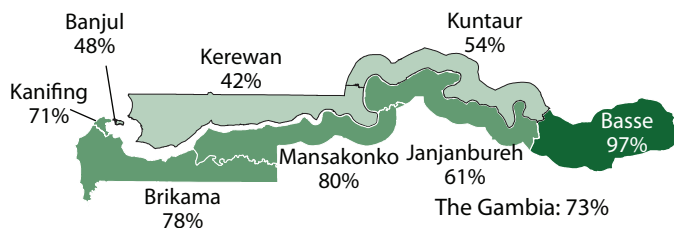
Percentage of ever-married women age 15-49 who have ever experienced emotional, physical, or sexual violence committed by their current or most recent husband/partner

Kerewan The Gambia



Female Circumcision by LGA

Percentage of women age 15-49 who are circumcised



24% of girls age 0-14 in Kerewan are **circumcised**, compared with 42% of women age 15-49.



For additional information on the results of the 2019-20 Gambia Demographic and Health Survey, please contact:

In Country:

The Gambia Bureau of Statistics (GBoS)
Kanifing Institutional Layout, P.O. Box 3504
Serrekunda, The Gambia
Telephone +220-437-7847

In USA:

The DHS Program
530 Gaither Road, Suite 500; Rockville, MD 20850 USA
Telephone: +1-301-407-6500; Fax: +1-301-407-6501
Email: info@DHSprogram.com; www.DHSprogram.com

The 2019-20 Gambia Demographic and Health Survey (2019-20 GDHS) was implemented by the Gambia Bureau of Statistics (GBoS). The funding for the GDHS was provided by United States Agency for International Development (USAID), the United Nations Population Fund (UNFPA), the United Nations Children's Fund (UNICEF), the United Nations Development Programme (UNDP), the World Health Organization (WHO), ActionAid International The Gambia, the Network Against Gender Based Violence, the National Nutrition Agency (NaNA), and The Government of the Republic of The Gambia. ICF provided technical assistance through The DHS Program. The contents of this fact sheet are the sole responsibility of GBoS and ICF and do not necessarily reflect the views of USAID, the United States Government, or other donor agencies.



2019-20 Demographic and Health Survey

The Gambia



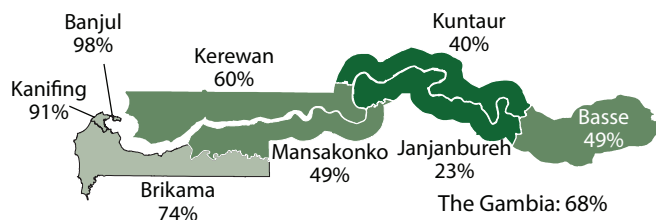
Kerewan

Kerewan: Key Results from the 2019-20 Gambia Demographic and Health Survey (GDHS)

The 2019-20 Gambia Demographic and Health Survey (GDHS) provides data for monitoring the health situation of the population in The Gambia. The 2019-20 GDHS is the 2nd Demographic and Health Survey conducted in the country. The survey is based on a nationally representative sample. It provides estimates at the national and LGA levels, as well as for urban and rural areas.

Improved Sanitation Facility by LGA

Percentage of household population with an improved sanitation facility

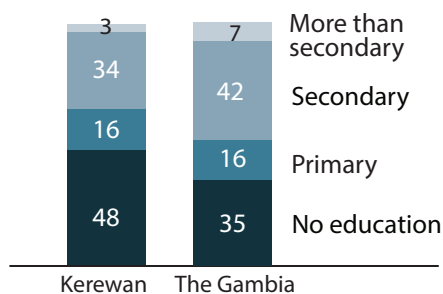


60% of the household population in Kerewan has an **improved toilet**;

97% of the household population in Kerewan has an **improved source of drinking water**.

Educational Attainment in Kerewan

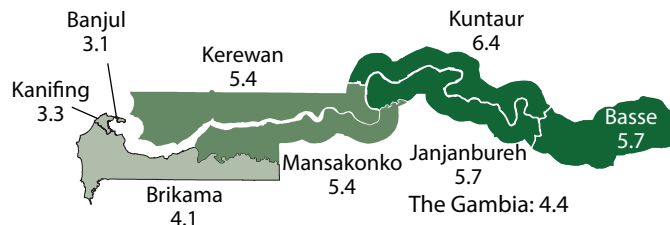
Percent distribution of women age 15-49 by highest level of schooling attended or completed



*does not total 100 due to rounding

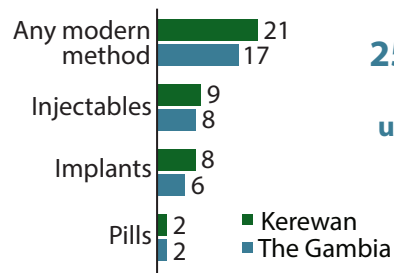
Fertility by LGA

Total fertility rate for the 3 years before the survey



Modern Contraceptive Use in Kerewan

Percentage of married women age 15-49 using family planning



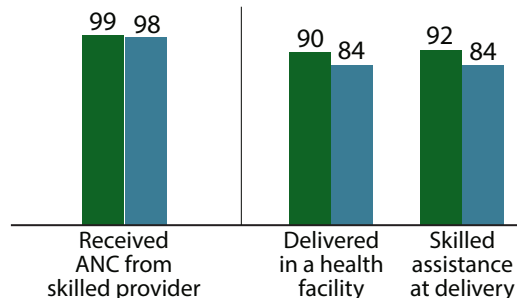
25% of married women in Kerewan have an **unmet need for family planning**.

ANC and Delivery Care in Kerewan

■ Kerewan ■ The Gambia

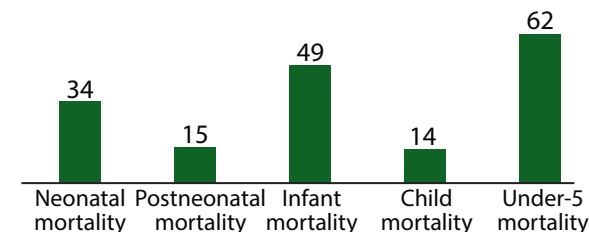
Percentage of women age 15-49 who had a live birth in the 5 years before the survey

Percentage of live births in the 5 years before the survey



Childhood Mortality in Kerewan

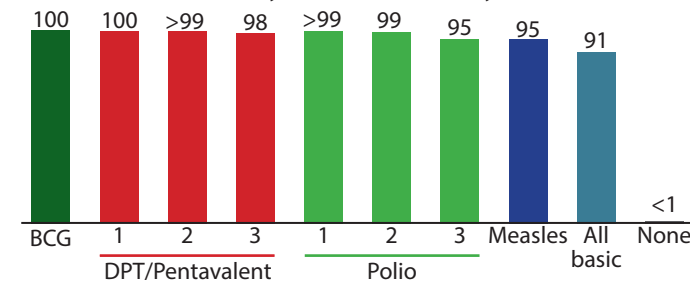
Deaths per 1,000 live births in the 10-year period before the survey



1 in 16 children in Kerewan die before their 5th birthday.

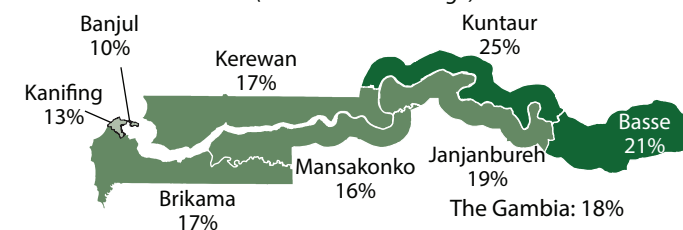
Vaccination Coverage in Kerewan

Percentage of children age 12-23 months vaccinated at any time before the survey



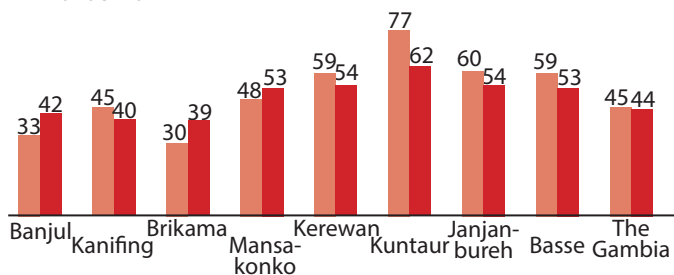
Stunting in Children by LGA

Percentage of children under age 5 who are stunted (too short for their age)



Anaemia in Children and Women by LGA

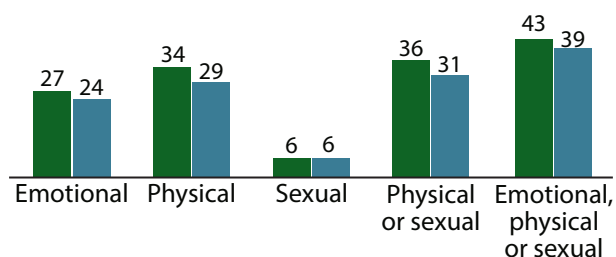
Percentage of children age 6-59 months with any anaemia
Percentage of women age 15-49 with any anaemia



Spousal Violence in Kuntaur

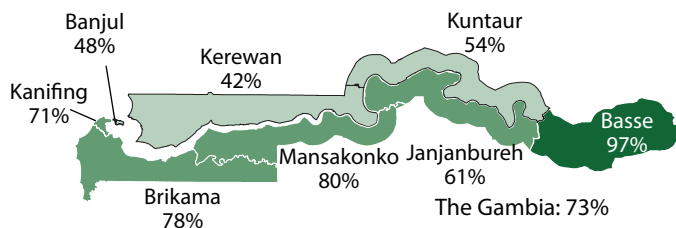
Percentage of ever-married women age 15-49 who have ever experienced emotional, physical, or sexual violence committed by their current or most recent husband/partner

Kuntaur The Gambia



Female Circumcision by LGA

Percentage of women age 15-49 who are circumcised



26% of girls age 0-14 in Kuntaur are **circumcised**, compared with 54% of women age 15-49.



For additional information on the results of the 2019-20 Gambia Demographic and Health Survey, please contact:

In Country:

The Gambia Bureau of Statistics (GBoS)
Kanifing Institutional Layout, P.O. Box 3504
Serrekunda, The Gambia
Telephone +220-437-7847

In USA:

The DHS Program
530 Gaither Road, Suite 500; Rockville, MD 20850 USA
Telephone: +1-301-407-6500; Fax: +1-301-407-6501
Email: info@DHSprogram.com; www.DHSprogram.com

The 2019-20 Gambia Demographic and Health Survey (2019-20 GDHS) was implemented by the Gambia Bureau of Statistics (GBoS). The funding for the GDHS was provided by United States Agency for International Development (USAID), the United Nations Population Fund (UNFPA), the United Nations Children's Fund (UNICEF), the United Nations Development Programme (UNDP), the World Health Organization (WHO), ActionAid International The Gambia, the Network Against Gender Based Violence, the National Nutrition Agency (NaNA), and The Government of the Republic of The Gambia. ICF provided technical assistance through The DHS Program. The contents of this fact sheet are the sole responsibility of GBoS and ICF and do not necessarily reflect the views of USAID, the United States Government, or other donor agencies.



2019-20 Demographic and Health Survey

The Gambia



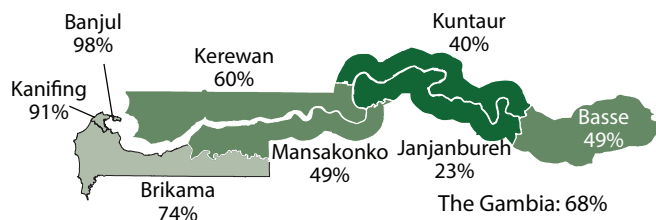
Kuntaur

Kuntaur: Key Results from the 2019-20 Gambia Demographic and Health Survey (GDHS)

The 2019-20 Gambia Demographic and Health Survey (GDHS) provides data for monitoring the health situation of the population in The Gambia. The 2019-20 GDHS is the 2nd Demographic and Health Survey conducted in the country. The survey is based on a nationally representative sample. It provides estimates at the national and LGA levels, as well as for urban and rural areas.

Improved Sanitation Facility by LGA

Percentage of household population with an improved sanitation facility

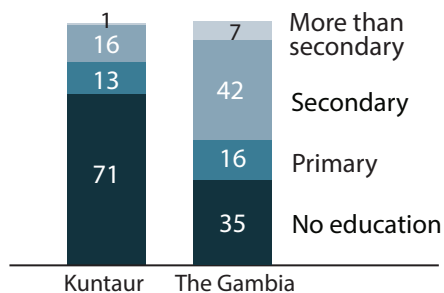


40% of the household population in Kuntaur has an **improved toilet**;

89% of the household population in Kuntaur has an **improved source of drinking water**.

Educational Attainment in Kuntaur

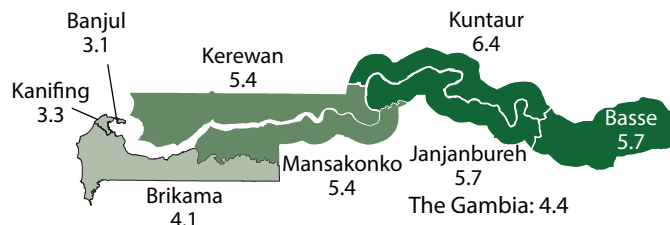
Percent distribution of women age 15-49 by highest level of schooling attended or completed



*does not total 100 due to rounding

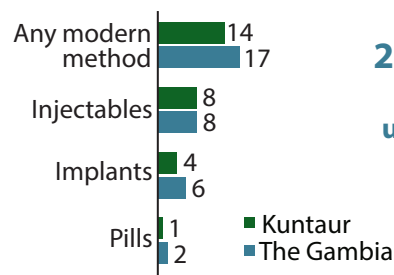
Fertility by LGA

Total fertility rate for the 3 years before the survey



Modern Contraceptive Use in Kuntaur

Percentage of married women age 15-49 using family planning



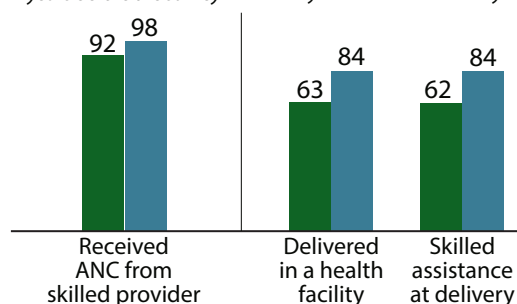
24% of married women in Kuntaur have an **unmet need for family planning**.

ANC and Delivery Care in Kuntaur

■ Kuntaur ■ The Gambia

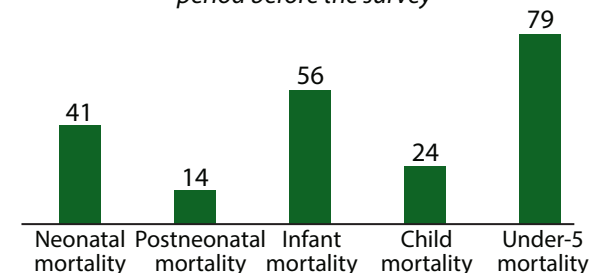
Percentage of women age 15-49 who had a live birth in the 5 years before the survey

Percentage of live births in the 5 years before the survey



Childhood Mortality in Kuntaur

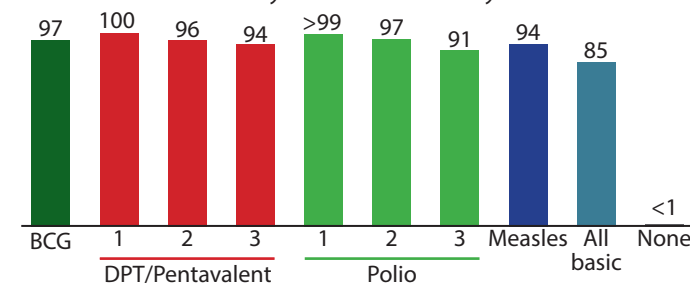
Deaths per 1,000 live births in the 10-year period before the survey



1 in 13 children in Kuntaur die before their 5th birthday.

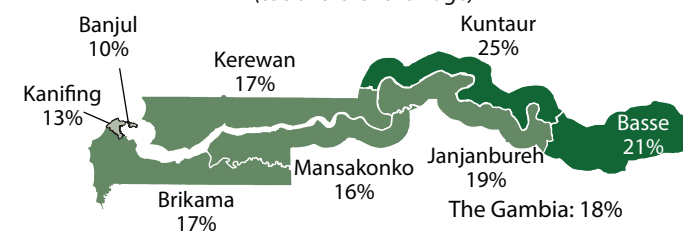
Vaccination Coverage in Kuntaur

Percentage of children age 12-23 months vaccinated at any time before the survey



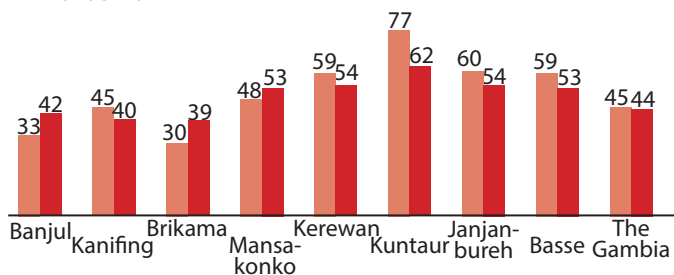
Stunting in Children by LGA

Percentage of children under age 5 who are stunted (too short for their age)



Anaemia in Children and Women by LGA

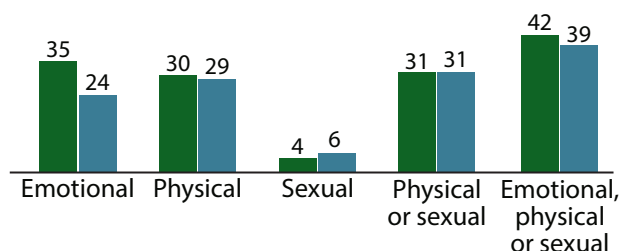
Percentage of children age 6-59 months with any anaemia
Percentage of women age 15-49 with any anaemia



Spousal Violence in Mansakonko

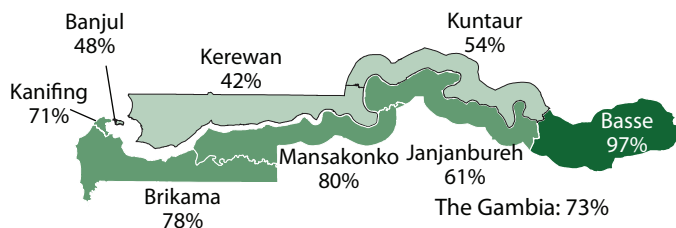
Percentage of ever-married women age 15-49 who have ever experienced emotional, physical, or sexual violence committed by their current or most recent husband/partner

Mansakonko The Gambia



Female Circumcision by LGA

Percentage of women age 15-49 who are circumcised



49% of girls age 0-14 in Mansakonko are **circumcised**, compared with 80% of women age 15-49.



For additional information on the results of the 2019-20 Gambia Demographic and Health Survey, please contact:

In Country:

The Gambia Bureau of Statistics (GBoS)
Kanifing Institutional Layout, P.O. Box 3504
Serrekunda, The Gambia
Telephone +220-437-7847

In USA:

The DHS Program
530 Gaither Road, Suite 500; Rockville, MD 20850 USA
Telephone: +1-301-407-6500; Fax: +1-301-407-6501
Email: info@DHSprogram.com; www.DHSprogram.com

The 2019-20 Gambia Demographic and Health Survey (2019-20 GDHS) was implemented by the Gambia Bureau of Statistics (GBoS). The funding for the GDHS was provided by United States Agency for International Development (USAID), the United Nations Population Fund (UNFPA), the United Nations Children's Fund (UNICEF), the United Nations Development Programme (UNDP), the World Health Organization (WHO), ActionAid International The Gambia, the Network Against Gender Based Violence, the National Nutrition Agency (NaNA), and The Government of the Republic of The Gambia. ICF provided technical assistance through The DHS Program. The contents of this fact sheet are the sole responsibility of GBoS and ICF and do not necessarily reflect the views of USAID, the United States Government, or other donor agencies.



2019-20 Demographic and Health Survey

The Gambia



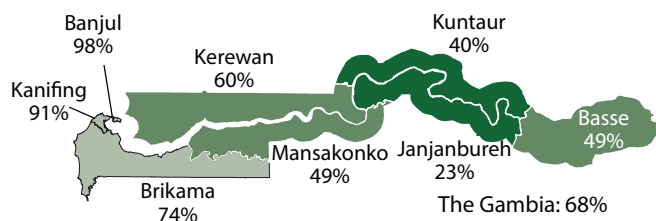
Mansakonko

Mansakonko: Key Results from the 2019-20 Gambia Demographic and Health Survey (GDHS)

The 2019-20 Gambia Demographic and Health Survey (GDHS) provides data for monitoring the health situation of the population in The Gambia. The 2019-20 GDHS is the 2nd Demographic and Health Survey conducted in the country. The survey is based on a nationally representative sample. It provides estimates at the national and LGA levels, as well as for urban and rural areas.

Improved Sanitation Facility by LGA

Percentage of household population with an improved sanitation facility

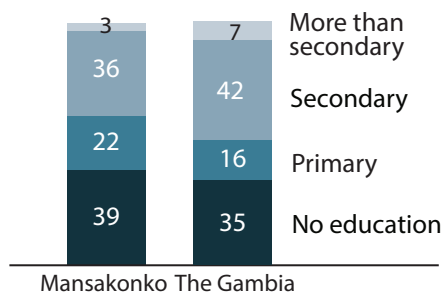


49% of the household population in Mansakonko has an **improved toilet**;

90% of the household population in Mansakonko have an **improved source of drinking water**.

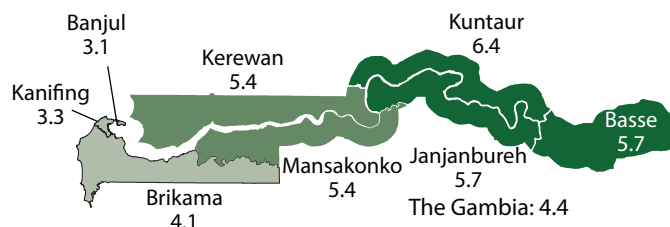
Educational Attainment in Mansakonko

Percent distribution of women age 15-49 by highest level of schooling attended or completed



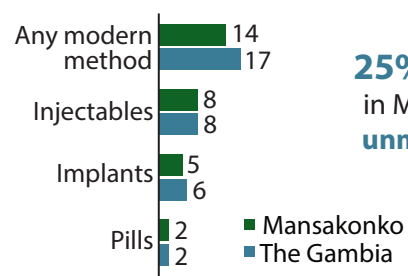
Fertility by LGA

Total fertility rate for the 3 years before the survey



Modern Contraceptive Use in Mansakonko

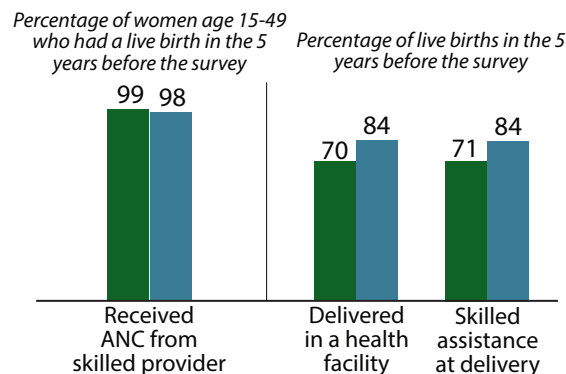
Percentage of married women age 15-49 using family planning



25% of married women in Mansakonko have an **unmet need for family planning**.

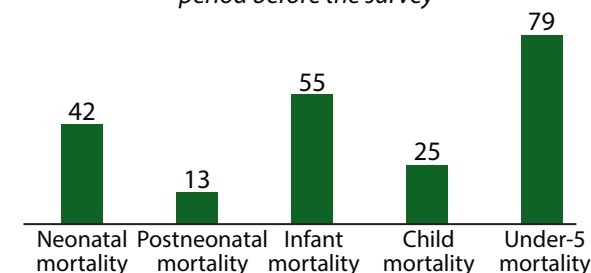
ANC and Delivery Care in Mansakonko

■ Mansakonko ■ The Gambia



Childhood Mortality in Mansakonko

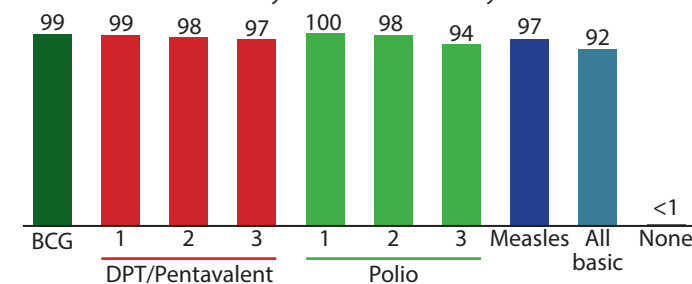
Deaths per 1,000 live births in the 10-year period before the survey



1 in 13 children in Mansakonko die before their 5th birthday.

Vaccination Coverage in Mansakonko

Percentage of children age 12-23 months vaccinated at any time before the survey



Stunting in Children by LGA

Percentage of children under age 5 who are stunted (too short for their age)

